


QUEST



Vol. 4

JOURNAL OF SRI SANKARADEVA NETHRALAYA

January 2003



"... This Nethralaya no doubt is one of the best in India and deserves all support from all quarters" **Shri Shatrughan Sinha**, Union Minister of Health, Govt. of India



WHO - NPCB Assisted Workshop, Inaugurated by Dr. G. Talukdar, Vice Chancellor, Guwahati University

REPORT FROM MEDICAL DIRECTOR'S OFFICES

The year 2002 was very eventful for Sri Sankaradeva Nethralaya. Operation theatres were commissioned in the new hospital building. To commemorate this a National Scientific Meet- 'SSN Retina Congress 2002' was organized successfully. A weeklong regional workshop - 'Trainers Training and Updataing Ophthalmologists' was also conducted successfully with WHO assistance under the NPCB Programme of Govt. of India. The academic activities and the patient care services were very satisfactory. Dr. (Mrs.) Kasturi Bhattacharjee, Associate Consultant got success in the FRCS examination appeared by her in November, 2002 at Edinburg in UK, thereby earning the distinction of becoming the first and the only lady Ophthalmologist from the entire Northeastern region to have qualified the FRCS. She was also the recipient of 'SANTEVISION' award. Union Minister of Health & Family Welfare Shri Shatrughan Sinha visited our institution and expressed his profound satisfaction. During the year the out reach community Service Centre's activities had been intensified. The Out Patient Department Module - II was inaugurated by His Excellency Lt. Gen. (Retd.) S. K. Sinha, Governor of Assam. An eye hospital at Shillong started functioning with technical assistance from Nethralaya. Sophisticated and state-of-art equipments and instruments like Digital Imaging System, ICG and Diode Laser for TTT, 553 Double frequency Yag Laser etc. were procured to strengthen our investigation and treatment wings. The first batch of Postgraduate (DNB) students appeared for their final examination.

ACTIVITY REPORT OF DIFFERENT SUBSPECIALITY SERVICES 2002

MEDICAL RETINA SERVICE

The Medical Retina Service is a specialized area in ophthalmology. In our institution, Medical Retina comprises of mostly investigative procedures like Fundus Fluorescein Angiography (FFA), Indocyanine Green Angiography, B-Scan Ultrasound, Electrophysiology test, visual field analysis, contrast sensitivity test, colour vision analysis etc. A well-equipped photography unit attached to the Medical Retina Service performs intraocular and external photography. In 2001-2002 the various procedures performed were Fundus Fluorescein Angiography (FFA) - 4075. Most of the cases of FFA were Diabetic Retinopathy, Hypertensive Retinopathy, different retinal vascular lesions, CSR, ARMD, CNVM, hereditary maculopathy, choroiditis, diabetic nerve head pathology, trauma and unexplained visual loss. During the period, 5626 cases of B-Scan Ultrasound were performed for vitreoretinal pathology, orbital pathology and trauma. Ultrasound-guided aspiration biopsy and Ultrasound-guided drainage of the orbital cases were also performed in this department. Electrophysiology tests were performed in 1029 cases.

Sri Sankaradeva Nethralaya

Post Graduate Institute of Ophthalmic Sciences
Guwahati-781029, India
Fax : +91-0361-2228878
Web : www.ssnguwahati.org
E-mail : ssngy1@sify.com



SRI SANKARADEVA NETHRALAYA

LASER UNIT

The Laser Unit consists of Argon Laser, Diode Laser & Double Frequency Yag Laser. Laser Photocoagulation was performed in 5461 cases. The commonest indication of Photocoagulation was Diabetic Retinopathy. The other indications were vascular occlusive disease, retinal degeneration, CSR, Argon Laser Hyaloidectomy etc. TTT was performed in 40 cases of CNVM.

SURGICAL RETINA VITREOUS SERVICE

The Retina Vitreous Centre at SSN is equipped with state-of-the-art equipment and skilled manpower. The number of patients requiring Retina Vitreous services is rapidly rising. The commonest indication for vitrectomy in our institution is vitreous haemorrhage out of proliferative diabetic retinopathy. The other routine practices of this unit are surgery for the macular hole, removal of intraocular foreign bodies, endophthalmitis, epiretinal membrane surgery, diabetic macular edema, dislocated lens & IOL etc. The different surgical procedures performed under this unit are:

1. Pars Plana Vitrectomy	857
2. Scleral Buckling	152
3. Silicone Oil Removal (SOR)	101
4. Pneumoretinopexy	25
5. Combined Surgery	30
6. Scleral Fixated IOL	77
7. Buckle Removal	5
8. IOFB Removal	26
9. Use of silicone oil	198
10. Use of C3F8	183

85% of Pars Plana Vitrectomy required multiple procedures. Combined Anterior and Posterior segment surgery is also a routine practice.

CORNEA SERVICE

Three full time consultants remain occupied exclusively for the management of cornea and external ocular diseases. The Medical Cornea unit mainly covers cases of corneal ulcers and non-infectious conditions like surface corneal disorders. Routine scraping is done in cases of corneal ulcer before starting therapy. The material obtained following scraping of the ulcer is routinely examined for microbiological studies. An inhouse Microbiology Laboratory of worth Rs. 1.60 crores is about to be commissioned soon.

Eye Bank's activities in corneal transplantation is another aspect of the services of the Cornea Unit. In the current year, 19 pairs of eye were transplanted, mostly for optical reasons. Amongst the ancillary services, a state-of-the-art unit for Contact Lens and Low Visual Aid is also functioning on a regular basis. The new investigation facility introduced are the Corneal Topography. Facility for laser vision correction will be introduced in the next year. One of the consultants had received advanced training in corneal refractive surgery from Dr. Howard Gimbel of Canada.

PAEDIATRIC OPHTHALMIC SERVICES

The awareness of 'Squint' has increased considerably with advances in education and learning. Amongst paediatric patients, Amblyopia due to various reasons like congenital cataract, Squint and Refractive errors, are the main causes of visual loss in child patients. The Paediatric Ophthalmology Unit has a full-fledged orthoptic clinic having full facility for paediatric eye evaluation. In this year, 80 cases of Squint, mostly horizontal, were operated. During the period, a total of 67 paediatric cataract patients were operated. The surgical techniques adopted were as follows:

Group	Unilateral Cataract	Bilateral Cataract	Bilateral Aphakia
Group A	2	20	-
Group B	4	5	-
Group C	8	22	5

COMMUNITY SERVICE

In the new hospital building, an area of 20,000 Sq. ft. has been earmarked for community services. SSN has a permanent Out-Reach Centre at Bonda, near Guwahati. Moreover, in collaboration with Rotary Club of Guwahati, Lions Club of Guwahati and other social welfare organisations, many cataract screening camps were conducted by SSN. In the rural Out Reach Centre at Bonda, in the current year 3917 cases were examined in the OPD of which 121 patients required various eye surgeries in our main hospital. A consultant from Nethralaya once in a week visits Sri Ramkrishna Mission hospital also. As a part of its community service activities, regular vigilance is maintained through Lions Eye Hospital, Guwahati and P. C. Chatterjee Memorial Eye Hospital, Dharmanagar, Tripura. Doctors of Nethralaya also participated in disaster management activities, following natural calamities. 22 eye donation awareness programmes were organised in different parts of Kamrup district during the year.

CATARACT & REFRACTIVE SURGERY

This unit is well equipped with all modern gadgets. In this year, a legacy phacoemulsification system (Alcon, USA) has been added to cope with the cataract load. Ocular corneal phacoemulsification with topical anaesthesia and Foldable Intraocular Lens implantation are routinely done. In selected cases, no-anaesthesia phacoemulsification surgery is also performed. In the year 2001-2002, 6000 cataract surgeries were performed in the base hospital with this technique. The surgical outcome was excellent.


LIBRARY

Knowledge is power and library is the powerhouse of an institution. SSN has a Library too. It is open for the consultants, DNB students, Fellows & Resident doctor of the institution. Any other interested person of the institution can also make use of the Library. At present it has 320 medical books. 7 medical journals are also being



SRI SANKARADEVA NETHRALAYA


COMMUNITY SERVICE



Eye donation meeting held on 10-10-02



Inauguration of OPD Module-2 by the Governor of Assam



Flood relief operation at Dhemaji by SSN



NEDFI donation meeting



Eye donation awareness meeting at Nalbari



Free spectacle for the poor



Relief Operation with UNDP



Foundation-day celebration at Rural Out Reach Centre



SRI SANKARADEVA NETHRALAYA

internet facility is also available. It also has several audio visual cassettes & CDs. The Library remains open from 8 AM to 9 PM on all working days except Sundays & holidays.

CME PROGRAMME

The institution focuses special attention on continued medical education (CME) programme which is regularly being held once in every two months. Guest faculties from reputed hospitals of the country and abroad and host faculties jointly conduct the CME programmes. The programmes are very well attended and appreciated by ophthalmologists of the region. A national scientific conference - SSN Retina Meeting 2002 - was held on 15th September '2002. The conference was attended by 200 odd delegates. An Eye Care Workshop - Trainers Training & Updating Ophthalmologists - with WHO assistance was conducted during the period from 27th October to 2nd November 2002 as per NPCB Programme under the Ministry of Health & Family Welfare, Govt. of India. Few renowned ophthalmologists of reputed institutions conducted the workshop which was also attended by 70 odd delegates from all the seven states of the Northeastern region.

EMERGENCY SERVICES UNIT

The Emergency Services Unit functions round the clock. One Out Patient Department and Operation Theatre have been earmarked for the purpose. 175 OPD cases and 90 surgeries were performed in the Emergency Services Unit during the year 2001-2002.

PERFORMANCE AT A GLANCE

YEAR 2002

A. Total OPD Patients	69438
B. Total Surgical Patients	6506
C. TOTAL COST OF FREE TREATMENT	Rs. 56,08,160

We are thankful to all our doners including **NEC and DONER**. Govt of India for their generous contributions.



Dr. Banavali
Tata Cancer Institute, Mumbai



Dr. S. Honarvar
L.V.P. Eye Institute, Hyderabad



Dr. N. K. Kalita
B. B. Cancer Institute, Guwahati



Dr. C. Bhuyan
B. B. Cancer Institute, Guwahati



Prof. C. K. Baruah
RIO, GMCH, Guwahati



Dr. R. Thomas
St. John Hospital, Bangalore



Ms. L. Shinde
IACLE National co-ordinator



Hands-on session CL CME



Dr. G. C. Raju, Vice President, NBE



Participants in different CME Programmes at Sri Sankaradeva Nethralaya



SRI SANKARADEVA NETHRALAYA

ACADEMIC PERFORMANCE OF OUR FACULTIES

Dr. Biraj Jyoti Goswami, MS - Senior Consultant

Presentations:

- 1) DCR - The easier the better, Best paper in Lectureal Session, AIOS 2001, Kolkata
- 2) Infective Keratitis, CME on Cornea, Sri Sankaradeva Nethralaya, Guwahati
- 3) Examination of Cornea, CME on Cornea, Sri Sankaradeva Nethralaya, Guwahati
- 4) Role of Mitomycin C in Exc. DCR, AIOS 2002, Ahmedabad
- 5) IOL in traumatic cataract - Primary vs. Secondary, AIOS 2002, Ahmedabad
- 6) MLE anterior segment, CME on Slit lamp Examination, Sri Sankaradeva Nethralaya, Guwahati
- 7) Posterior Capsular Rupture, Symposium on Cataract, AAOS Annual Meet - Nov. 2002, Sibssagar
- 8) Eye Banking in Assam, Symposium on Eye Banking, AAOS Annual Meet - Nov. 2002, Sibssagar

Publications:

- 1) Failed DCR - Identification of causes, Journal of Eastern India Ophthalmologic Congress

Dr. Shafique Uddin Ahmed, MS - Senior Consultant

Presentations:

- 1) Basics on Slit lamp Biomicroscopy, Workshop on Slit lamp Examination, Sri Sankaradeva Nethralaya, Guwahati
- 2) Retinal detachment in Caloboma Choroid, SSN Retina Meet - 2002, Sri Sankaradeva Nethralaya, Guwahati
- 3) Retinal detachment in high Myopia, SSN Retina Meet - 2002, Sri Sankaradeva Nethralaya, Guwahati
- 4) Suture needle drainage in scleral buckling: A retrospective analysis of 363 cases, Eye Advance 2002, Mumbai
- 5) Scleral fixated IOL & vitreoretinal surgery: A combined procedure, (selected for presentation) AIOS Conference, New Delhi
- 6) Eagle's Disease, Symposium on Medical Retina, AAOS Conference, Sibssagar

Dr. Prafulla Sarma - Senior Consultant

Presentations:

- 1) "Trabeculectomy with antimetabolites in young patients", AIOS, Kolkata, January 2001.
- 2) "Scleral fixation of IOL - Visual outcome and complications", AIOS, Kolkata, January 2001
- 3) "Management of overfiltering blebs - A Video", AIOS, Kolkata, January 2001
- 4) "Trabeculectomy in combination with Phacoemulsification", International Workshop on Cataract Surgery, Guwahati, 2001
- 5) "Bib-related ocular infections following trabeculectomy - Patient characteristics and clinical outcomes" (Presented as Co author), AAOS, Sibssagar, November 2002.
- 6) "Steroid induced elevation of IOP - A clinical Analysis", GSI, November 2002.

Attended:

- 1) Symposium on "Glaucoma" as a Panelist in Regional Institute of Ophthalmology, Gauhati Medical College, Guwahati in 2001.
- 2) International Workshop on "HRT" at L.V.Prasad Eye Institute, Hyderabad
- 3) International Glaucoma Update at Mumbai, September 2002.

Courses Attended:

- 1) Observership on Glaucoma at Moorfields Eye Hospital, London, UK, July-Aug 2001.

Dr. (Mrs.) Kasturi Bhattacharjee, MS, DNB, FRCS

Associate Consultant

Awards:

- 1) Recipient of the prestigious "SANTEVISION Award" for the Best Paper in Cataract session at the AIOS Annual Conference held at Ahmedabad in January 2002

Honours:

- 1) Nominated as an executive member of ALUMNI of Sankara Nethralaya, Chennai
- 2) Appointed as Assistant Treasurer for the Eastern India Zonal Ophthalmological Congress (EIZOC) held at Ranchi.

Presentations:

- 1) Paper titled "Comparative Analysis between Hydroxyapatite & Silicon Implants in Primary Anophthalmic Socket" adjudged as the Best Paper in Orbit & Plastic session at the AIOS Annual Conference held at Hyderabad in January 2002. The presentation was selected at the Conference for the Final round of the prestigious 'Col. Rangachari Award'.
- 2) Paper titled "Capsular Contraction syndrome following Phacoemulsification in Post Vitrectomised Eyes" adjudged as the Best Paper in the Cataract session at the AIOS Annual Conference held at Hyderabad in January 2002. The presentation was selected at the Conference for the Final round of the prestigious 'Col. Rangachari Award'.
- 3) Paper titled "Intra-operative behaviour during Phacoemulsification in Post Vitrectomised eyes" selected for the Final round of the Best Paper award at the AAOS Annual Conference held at Dibrugarh in November 2001.
- 4) Paper titled "Phacoemulsification using endocapsular ring in eyes with zonular dialysis" adjudged as the Best Paper in the Cataract session at the AIOS Annual Conference held at Kolkata in January 2001.
- 5) Free Paper titled "Phacoemulsification using endocapsular ring in eyes with zonular dialysis" selected for the Semifinal round of the prestigious Col. Rangachari Award, at the AIOS Annual Conference held at Kolkata in January 2001.

Presentations of Research Papers in Conferences :

- 1) "Phacoemulsification in zonular dialysis using endocapsular ring", AIOS Annual Conference, Kolkata, January 2001.



SRI SANKARADEVA NETHRALAYA



Consultants of SSN participating in the AIOS conference, held at Cochin

- 2) "Risk factors for corneal endothelial injury during phacoemulsification", AIOS Annual Conference, Kolkata, January 2001.
- 3) "Phacoemulsification using endocapsular ring in eyes with zonular dehiscence - A video presentation", AIOS Annual Conference, Kolkata, January 2001.
- 4) "Isolated Orbital Granulocytic Sarcoma", Annual Meet of ALUMNI, Sankara Nethralaya, Chennai
- 5) "Capsular Contraction syndrome following Phacoemulsification in Post Vitrectomised Eyes", AIOS Annual Conference, Ahmedabad, January 2002.
- 6) "Comparative Analysis between Hydroxyapatite & Silicon Implants in Primary Anophthalmic Socket", AIOS Annual Conference, Ahmedabad, January 2002.
- 7) "Simultaneous Management of Paralytic Ectropion & Involitional Entropion - A video presentation", AIOS Annual Conference, Ahmedabad, January 2002.

Publications:

- 1) "Phacoemulsification using endocapsular ring in eyes with zonular dehiscence" - Dr. Kasturi Bhattacharjee & Dr. Harsha Bhattacharjee. Journal of Eastern India Zonal Ophthalmological Congress 2001.
- 2) "Overview of Capsular Tension Ring", Journal of Ophthalmology Today, India, 2002
- 3) "Cataract Surgery & IOL Implantation in a Case of Retinoblastoma following EBRT - A Case Report" accepted for publication in the American Journal of Cataract & Refractive Surgery

Faculty :

- 1) Guest Faculty in the Ptosis section of the AIOS Annual Conference held at Kolkata in January 2001.
- 2) Guest Faculty in the instruction course on "DCR - Easier the better" at the AIOS Annual Conference held at Ahmedabad in January 2002.

Courses Attended:

- 1) International Society of Laser Meet, Sankara Nethralaya, Chennai, August 2001.
- 2) IMPACT International Meet on Cataract & Refractive Surgery, Sydney, Australia.

Dr.(Mrs.) Damaris Magdalene - Junior Consultant

Presentations:

- 1) "LVA" (Low Vision Aid), International Conference on LVA, Chennai, February 2001
- 2) "Spectacle-induced optical aberration". CME on Optics, Sri Sankaradeva Nethralaya, Guwahati, 2001
- 3) "Contact Lens", IACLE Meet, Pune, March 2002.
- 4) "Introduction to Contact Lens", Contact Lens Workshop, Sri Sankaradeva Nethralaya, Guwahati, June 2002.
- 5) "Eye in short term closed wear with Soft Lens", IACLE Members Meet, L.V. Prasad Eye Institute, Hyderabad, October 2002.

Dr. Kalyan Das - Junior Consultant

Presentations:

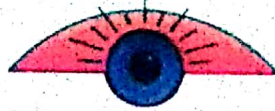
- 1) "Ocular lesions as initial presenting manifestations of HIV infection", AIOS Annual Conference, Kolkata, January 2001.
- 2) "Eye Banking in Northeast India", Disha Eye Hospital, Kolkata, September 2001.
- 3) "Investigative procedure in corneal diseases", CME, Sri Sankaradeva Nethralaya, Guwahati October 2001.
- 4) "Traumatic hyphema : Visual outcome following surgical intervention - A Retrospective Analysis", AIOS Annual Conference, Ahmedabad, January 2002.
- 5) "How successful is corneal transplantation - Beginner's perspective", 3rd Asia-Pacific Conference on Cornea and Refractive Surgery, Hyderabad, February 2002.
- 6) "Slit lamp anterior segment evaluation", Workshop on Slit Lamp, Sri Sankaradeva Nethralaya, Guwahati, April 2002.
- 7) Free Paper titled "Comparative analysis of conventional and modified techniques of scleral fixated IOL", AIOC, Sirsagar, October 2002.

Attended:

- 1) Symposium on Intraocular Inflammation, Chennai, February 2001.
- 2) International Workshop on Cataract Surgery, Sri Sankaradeva Nethralaya, Guwahati, May 2001.
- 3) As Faculty, "Ocular lesions of HIV infection, AIOC, Guwahati, May 2001



DNB student at the AIOS conference in Ahmedabad



SRI SANKARADEVA NETHRALAYA

- 4) *Lecture Photo Workshop, Ahmedabad, September 2002.*
- 5) *SVN Retina Meeting, Sri Sankaradeva Nethralaya, Guwahati, September 2002.*
- 6) *Symposium on Management of complications in Cataract Surgery, AIOC, Sivasagar, October 2002.*

Organised:

- 1) *Community Meeting on "Diabetic Eye Diseases and their Prevention", Sri Sankaradeva Nethralaya, Guwahati, September 2002.*
- 2) *Video presentation titled "A new hope in the horizon" at the Film Festival.*

Dr. Satyen Deka - Junior Consultant

Presentations:

- 1) *"The role of Electroretinogram in the prognosis and differentiation of central retinal vein occlusion - our experience", AIOS Annual Conference, Kolkata, January 2001.*
- 2) *"Effect of silicone oil on retinal function" (Poster), AIOS Annual Conference, Kolkata, January 2001.*
- 3) *"Visual improvement following laser therapy in macular edema of branch retinal vein occlusion", 14th World Congress International Society for Laser Surgery and Medicine, Chennai, 2001.*
- 4) *"Caterpillar setae in deep cornea and anterior chamber - A case report", AIOS Annual Conference, Dibrugarh, November 2001.*
- 5) *"Sutureless vitreoretinal Surgery - A modified technique" (Video film), AIOS Annual Conference, Dibrugarh, November 2001.*
- 6) *"Anatomic success of Pneumoretinopexy", AIOS Annual Conference, Dibrugarh, November 2001.*
- 7) *"Intermediate Uveitis due to Sarcoidosis - Investigative study", AIOS Annual Conference, Dibrugarh, November 2001.*
- 8) *"Reversed self-sealing Sclerotomy - A modified approach", AIOS Annual Conference, Ahmedabad, January 2002.*
- 9) *"Traumatic Hyphaema management" (as Co-author), AIOS Annual Conference, Ahmedabad, January 2002.*
- 10) *"Optic pit with Central Serous Retinopathy" VIII World Retina Congress, Hyderabad, 2002.*
- 11) *"Prognostic determinants of Scleral Buckling Surgery", Symposium on Vitreoretina, SVN Retina Meeting, Sri Sankaradeva Nethralaya, Guwahati, September 2002.*
- 12) *"Vitrectomy with internal limiting membrane peeling for macular hole surgery" (Video), AIOS Annual Conference, Sivasagar, November 2002.*
- 13) *"Slit lamp fundus Biomicroscopy" (Didactic lecture), CME on Slit lamp examination, Sri Sankaradeva Nethralaya, Guwahati, 2002.*
- 14) *"Transpapillary Thermotherapy (TPT) for subfoveal Choroidal Neovascular (CNV) membrane - our experience", AIOS Annual Conference, Sivasagar, November 2002.*
- 15) *"Microphthalmia with complicated retinal detachment*

Outcome of Vitreoretinal Surgery", AIOS Annual Conference, Sivasagar, November 2002.

- 16) *"20/20 visual recovery from no perception of light in accidental intraocular local anesthetic - A 96 hours expedition", AIOS Annual Conference, Sivasagar, November 2002.*
- 17) *"Surgical anatomy of the Orbit" (Didactic lecture), CME Programme on Orbit, Sri Sankaradeva Nethralaya, Guwahati, 2001.*

Publications:

- 1) *Sole Author of the article titled "Visual improvement following laser therapy in macular edema of branch retinal vein occlusion" published in Monduzzi Editore SPA in proceedings of the 14th World Congress of International Society for Laser Surgery & Medicine (Pages 113-117), 2001, Italy.*
- 2) *Co-author of the article titled "Central Retina Vein Occlusion due to Herpes Zoster as the initial presenting sign in a patient with Acquired Immunodeficiency Syndrome (AIDS), Journal of Ocular Immunology and Inflammation - 2001; (Vol. 9, No. 2, Pages: 125-130), America.*
- 3) *Sole Author of the review article titled "Growth factors in proliferative diabetic retinopathy", Journal of EIZOC, May 2002; (Vol. 4, No. 1, Pages: 22-24), Guwahati.*
- 4) *Sole Author of the review article titled "Open Globe Injury - An Ophthalmic Challenge", Souvenir of the 33rd AIOS Annual Conference - 2001 (Pages: 15-17), Dibrugarh.*
- 5) *Sole Author of the review article titled "Postoperative endophthalmitis - Practical tips for management", 34th AIOS Annual Conference - 2002, Sivasagar.*
- 6) *Sole Author of the article titled "Retinal Detachment", published in the local English Daily 'The Sentinel', Guwahati.*
- 7) *Sole Author of the article titled "Vitreous Haemorrhage", published in the local English Daily 'The Sentinel', Guwahati.*

Dr. Sanjoy Kumar Buragohain - Junior Consultant

Presentations:

- 1) *"Ocular Myasthenia", Symposium, AIOC Annual Conference, Dibrugarh.*
- 2) *"Recent Investigative Techniques in Glaucoma", CME Programme, Sri Sankaradeva Nethralaya, Guwahati.*
- 3) *"Optics of Slit Lamp", CME Programme, Sri Sankaradeva Nethralaya, Guwahati.*
- 4) *"Role of oral steroid in optic neuritis patient following pulse therapy", AIOS Conference, Sivasagar, 2002 & AIOS Conference 2003 (free paper).*
- 5) *"Optic disc evaluation with HRT in post-trabeculectomy patient", AIOS Conference, Sivasagar.*

Attended:

- 1) *Neuro-ophthalmic Conference, Chennai*



SRI SANKARADEVA NETHRALAYA

Dr. Jayanta Kumar Das - Junior Consultant

Presentations:

- 1) "Color Doppler Imaging in Orbital Cysticercosis", Fourth International Conference, Mumbai.
- 2) "Orbital injury with retained firearm foreign body - 4 case reports", Fourth International Conference, Mumbai.
- 3) "Color Doppler Imaging in Orbital Lesions", International Conference, Mumbai.
- 4) "Color Doppler Imaging in Central Retinal Vein Occlusion", AIOS Annual Conference, Ahmedabad, January 2002.
- 5) "Preventive measures for nasal mucosa-related problem during external DCR", AIOS Annual Conference, Ahmedabad, January 2002.
- 6) "Microphthalmos with cyst - A clinicopathological study", AIOS Annual Conference, Ahmedabad, January 2002.
- 7) "Management of orbital injury", AAOS Annual Conference, Sivagang, November 2002.
- 8) "Role of FNAC in orbital lesion", AAOS Annual Conference, Sivagang, November 2002.

Publications:

- 1) "Management of Eyelid Trauma", *Ophthalmology Today*; May-June 2002.
- 2) "Color Doppler imaging in orbital vascular lesion", *Journal of EIZOC*; Vol 4-02

Dr. Uttam Kumar Sharma - Junior Consultant

- 1) "Anaesthesia in Cataract Surgery", Symposium (Instruction Course), Assam Medical College, Dibrugarh.
- 2) "Anaesthetic Complications", Symposium

Dr. Dipankar Das - Junior Consultant

Presentations:

- 1) "Nematode Infestation of Eye and Adnexa - A microscopic correlation", 7th Scientific Meeting of ALUMNI, Sankara Nethralaya, Chennai, January 2002.
- 2) "Ophthalmic Surgery in HIV +ve Patients" (Scientific Poster), AIOS Annual Conference, Ahmedabad, January 2002.
- 3) "Subretinal abscess masquerading as Intraocular Tumour", National Uveitis Conference, L. V. Prasad Eye Institute, Hyderabad.
- 4) Co-author of paper titled "Histopathological Analysis of 232 eyes with Retinoblastoma in Ophthalmic Pathology Laboratory", IERC, L. V. Prasad Eye Institute, Hyderabad.
- 5) Co-author of paper titled "Indocyanine Green Angiogram in TB Choroiditis - A Case Report", 'Insight' (Sankara Nethralaya, Chennai) - Vol. XIX, No. 3, November 2001.
- 6) Co-author of paper titled "Ectopic Duct Carcinoma Survey of

the Eyelid", *Survey Ophthalmology*

- 7) Co-author of "Rosai-Dorfman Histiocytosis of Optic Nerve" (subject to confirmation)
- 8) Book-review - "The Eye - Basic Sciences in practice" (2nd edition) by John V. Forester et al, *Journal of EIZOC*; Vol. 4; No. 1; May 2002.
- 9) Co-author of 2 Cases - (i) ARN, (ii) Harada's disease - AAOS Annual Conference, Sivagang, November 2002.

Dr. Swarup Kumar Roy - Junior Consultant

Presentations:

- 1) "Effective external wound closure by Cyanoacrylate glue", AIOS Annual Conference, Kolkata, January 2001.
- 2) Co-author of paper titled "Bleb-related complications", AIOS Annual Conference, Sivagang, November 2002. (Not attended)
- 3) "Soft Contact Lens", CME on Contact Lens, Sri Sankaradeva Nethralaya, Guwahati, August 2002.

Dr. Vinata Rajendran - Junior Consultant

Awards

- 1) Best Free Paper Award for the paper titled "Techniques of Removal of Posterior Segment Retained Intraocular Foreign Bodies", AAOS Annual Conference, Sivagang, November 2002.

Presentations:

- 1) Abstract (as Co-author) titled "SF.IOL & Vitreoretinal Surgery: A combined technique" accepted for presentation at the AIOS Annual Conference to be held at New Delhi in January 2003.
- 2) Video-assisted skill transfer on "Intraocular Foreign Bodies", SSN Retina Meeting 2002, Sri Sankaradeva Nethralaya, September 2002.

Dr. Manabjyoti Barman (DNB student)

Presentations:

- 1) "Multifocal Choroiditis - A Case Report", AAOS Mid-term Conference, Guwahati.
- 2) "Vitrectomy in Endophthalmitis (A Review of 48 cases) - Our scenario", AIOS Annual Conference, Dibrugarh.
- 3) "Intraocular Cysticercosis - A Case Report", AIOS Annual Conference, Dibrugarh.
- 4) Co-presenter of the paper titled "Isolated Orbital Chorioma - A Case Report", AAOS Annual Conference, Dibrugarh.
- 5) "Simultaneous Scleral Buckle and squint surgery - A Case Report", SSN Retina Congress, Sri Sankaradeva Nethralaya, Guwahati, September 2002.
- 6) Co-presenter of the paper titled "Isolated Orbital Chorioma - A Case Report", Annual Meet, Sankara Nethralaya, Chennai.

Publications:

- 1) "Neovascular Glaucoma in ocular ischaemic syndrome - A Case Report", *Journal of EIZOC*.



SRI SANKARADEVA NETHRALAYA

Dr. Debdulal Chakraborty (DNB student)

Presentations:

- 1) "Behcet's disease - An atypical case presentation", AAOs Mid-term Conference, Guwahati.
- 2) "Trans Scleral Diopexy in Neovascular Glaucoma - A retrospective study" (Only paper to be accepted at the international level from a DNB student), 14th World Congress of International Society for Laser in Medicine and Surgery - 2001, Chennai.
- 3) "Delayed onset of sympathetic Ophthalmia - A Case Report", AAOs Annual Conference, Dibrugarh.
- 4) "Pseudoxanthoma elasticum - A Case Report", AAOs Annual Conference, Dibrugarh.
- 5) "Orbital Chloroma - A Case Report", AAOs Annual Conference, Dibrugarh.
- 6) "Diopexy in NVG - An analysis", AAOs Annual Conference, Dibrugarh.
- 7) "Ocular and adnexal Cysticercosis - (A review of 18 cases)", AAOs Annual Conference, Ahmedabad, January 2002.
- 8) "Traumatic sub-macular haemorrhage - (A review of 3 cases)", SSN Retina Congress, Guwahati, September 2002.

Co-presentations:

- 1) "Mitomycin-C as a useful adjunct in external Dacryocystorhinostomy in scar-prone conditions", AIOs Annual Conference, Ahmedabad, January 2002.
- 2) "Traumatic hyphema management - A retrospective analysis of visual outcome following surgical intervention", AIOs Annual Conference, Ahmedabad, January 2002.
- 3) "Simultaneous management of paralytic ectropion and involutional entropion" (Video film), AIOs Annual Conference, Ahmedabad, January 2002.
- 4) "Argon Laser Drainage of Traumatic Pre Macular Sub Hyaloid Haemorrhage", Delhi Ophthalmological Society Conference, New Delhi.
- 5) "Suture needle drainage of 383 cases of rhegmatogenous retinal detachment" Eye Advance 2002, Mumbai.

Publications:

- 1) "Twins with aniridia - A Case Report", Journal of EIZOC.

Dr. (Mrs.) Gitumoni Sharma (DNB student)

Presentations:

- 1) "INH-induced bilateral papillitis : A case presentation", AAOs Annual Conference, Sibsagar.
- 2) "Visual & Anatomical outcome following clear corneal phacoemulsification with implantation of foldable IOL under topical anesthesia", AAOs Annual Conference, Sibsagar.
- 3) "Complications during Fluorescein Angiography", AAOs Annual Conference, Sibsagar.

Publications:

- 1) "Neovascular Glaucoma in Ocular Ischaemic Syndrome- A case report" Journal of EIZOC.

Dr. S. Purkayastha (DNB student)

Presentations:

- 1) "Phacoemulsification in vitrectomised eyes", AAOs Annual Conference 2001, Dibrugarh.
- 2) "Pachydermoperiostosis - A Case Presentation", AAOs Annual Conference 2001, Dibrugarh.
- 3) "Clinical presentation & outcome of surgical management in open globe injury", AAOs Annual Conference 2001, Dibrugarh.
- 4) "Choroidal Melanoma : A Case Presentation", CME on tumours, Sri Sankaradeva Nethralaya, Guwahati.
- 5) "Ocular manifestation in Pemphigus Vulgaris : Case", AAOs Annual Conference 2002, Sibsagar.
- 6) "Incidence & severity of diabetic retinopathy amongst the patients attending a tertiary care centre in NE India", AAOs Annual Conference 2002, Sibsagar.
- 7) "Comparison between cup/disc ratio measured by Stereobiomicroscopy & HRT II", AAOs Annual Conference 2002, Sibsagar.
- 8) Bleb-related ocular complications following Trabeculectomy", AAOs Annual Conference 2002, Sibsagar.

Publications:

- 1) "Neovascular Glaucoma in Ocular Ischaemic Syndrome- A case report" Journal of EIZOC.

Dr. Prakash Kumar Jain (DNB student)

Presentations:

- 1) "Retinoblastoma following Laser therapy - A Case Report", CME on Retinoblastoma, Sri Sankaradeva Nethralaya, Guwahati.
- 2) "Twin with aniridia - A Case Report", EIZOC 2002.
- 3) "Trabeculectomy with intraoperative 5 FU - A retrospective study", AAOs Annual Conference 2002, Sibsagar.
- 4) "Harada's Disease", AAOs Annual Conference 2002, Sibsagar.
- 5) "Acute retinal necrosis", AAOs Annual Conference 2002, Sibsagar.

OVERSEAS TOUR



Dr. P. Sharma with Prof. Roger Hitching Director, Research, Moorfields Eye Hospital, London



Dr. P. Sharma with Prof. P. T. Khaw, Prof. of Paediatric Glaucoma, wound healing research unit, Moorfields Eye Hospital & University of London, UK



SRI SANKARADEVA NETHRALAYA

PEOPLES PARTICIPATION FOR DEVELOPMENT OF OUR INSTITUTION



Donation by State Bank of India



Donation by IDBI



Donation by State Bank of India



Donation of vehicle by Mr. D. N. Sharma, MP



Donation by Mrs. D. Mahanta



Donation by NEDFI



Donation of Slit lamp by Carl Zeiss, India



Donation by Mr. Gopal Ch. Das



Free spectacle distribution by M. K. B. Charitable Trust



Donation of LCD Projector by KOOL, Gujarat-Signet Products Private Div., Ahmedabad, Gujarat



SRI SANKARADEVA NETHRALAYA



HONOUR TO MEDICAL DIRECTOR



Medical Director with Dr Rangaswamy Srinivasan, Pioneer of Eximer Laser in Ocular Surgery

SSN RETINA MEETING 2002



Speech delivered by Congress Chairperson Padmabhusan Dr S S Badrinath



Dr. T. P. Das



Dr. R. V. Azad



Dr. L. Verma



Dr. S. Natarajan

GUEST FACULTIES



Delegates attending the conference



SRI SANKARADEVA NETHRALAYA

SOME OF OUR DISTINGUISHED VISITORS



Dr. S. S. Badrinath
Chairman
Sankaradeva Nethralaya
Chennai

"... A 'Jewel in the crown' is what I would describe Sri Sankaradeva Nethralaya as. What a wonderful academic atmosphere! I am wordstruck at the dedication and commitment of all the staff - I should say the family of Sri Sankaradeva Nethralaya is dedicated to the cause of this institution for the original purpose for which it was ordained by His Holiness Jagadguru Saraswathi Swamigal and Jagadguru Sri Vijayendra Saraswathi Swamigal of Kanchi Kamakoti Peetam. I am proud to be an Indian to see and experience this magnificent achievement in our motherland...."



Dr. R. Venkatasubramanian
Member (Education & Health),
Union Planning Commission,
Govt. of India

"...With the Blessings of His Holiness Kanchi Acharya Sri Jayendra Saraswathi and under the Direction of Dr. Badrinath, this magnificent Enterprise, Sri Sankaradeva Nethralaya has come to Assam. I was thrilled to see its majesty and service..."



Mr. Amolak Rattan Kohli
Governor of Mizoram

"...It was a privilege to be here. This centre is poised to remove darkness of vision in the Northeast through the dedicated team of doctors who want to serve the humanity. I am sure we will all look at this institution with pride and admiration..."



Dr. G. L. Kaul
Vice-Chancellor
Assam Agricultural University
Jorhat

"... An excellent institution dedicated to the service of society with its Director acting as a leading light and the staff equally dedicated. I wish the institution success and much larger arena to serve the mankind. I am deeply impressed, and wish the director and staff a long and happy stint in coming years..."



Atul Sinha, IAS
Secretary to Govt. of India
Dept. of Development of
North Eastern Region

"... I wish this institution all the best in its quest to provide relief to the suffering in this part of our Country ..."



Rajan Katosh
Adviser (SP-NE)
Planning Commission
New Delhi

"... Impressive standard of neatness, cleanness. All best wishes for a future of service to the people of the region..."



Mr. M. Sarkar
Hon'ble Chief Minister of Tripura

"... I am highly impressed by visiting Sri Sankaradeva Nethralaya..."



Sr. Wilma de Souza
Salesian Sisters, Rome

"... I congratulate the SSN - Guwahati for the beautiful institution with latest equipment and technology used at the service of humanity. I congratulate the Board of trustees and the dedicated staff for reaching out to the poorer sections of society - bringing LIGHT where there is darkness. May God bless this institution and all its members..."



Mr. U. N. Majhi
Financial Adviser
NEC, Shillong

"... I am extremely pleased to see the newly constructed building of Sri Sankaradeva Nethralaya, Guwahati. Maintenance of the building is found to be extremely neat and clean. Seen the patients record rooms and other rooms where improved eye equipments are installed and maintained in a very systematic manner. Dr. Bhattacharjee, Medical Director gave me a briefing about the hospital. I find him sincere and dedicated in his profession. I sincerely hope, with Dr. Mrs. Bhattacharjee backing, along with other doctors & staff the hospital (Institute) will be able to serve the needs of eye patients not only of Eastern India but those from other parts of India as well ..."



Mr. J. K. Chalal
Director (SP-NE)
Planning Commission
Govt. of India

"... I wish this Hospital all success ..."



Sadhvi Anand Sreeji
Dharma Procharak
Jain Terapanth



Mr. B. M. Khalitan
Chair Person, Williamson
Major Group of Companies

"... It was a very rewarding experience to have come here and shown around by no less than a person like Dr. Harsha Bhattacharjee, whom I admire a lot for his missionary zeal in promoting world class eye treatment facility in our state. I am more than sure that Sri Sankaradeva Nethralaya will be the icon of Northeast..."

- Mr. Pradyut Bordoloi, Minister of State for Forest, Govt. of Assam

"...Sri Sankaradeva Nethralaya, Gouwahati amader uttor purber gourab ebong ahankar hoyo uthak ..."

-Mr. Anil Sarkar, Minister of Education, Govt. of Tripura

"... It was indeed a revelation for me to see the magnificent institution that has come up. I congratulate Dr. Harsha and his team for their dedication, Motivation and pride. I wish them all the very best for the future ..."

-Mr. Naba Kr. Das, Chairman, Tea Board

"...I am amazed to see the progress of Sri Sankaradeva Nethralaya, the dedication of dr Harsha Bhattacharjee. I see a very bright future for this institution. May its Tribe increase..."

Dr. B. Sridhar Rao, Kumaran Hospital, Chennai

"...It is great pleasure to be in SSN again. I have visited SSN several times, but this time new location with old dedicated team lead by Dr Harsha Bhattacharjee is excellent. The construction is superb. Academic environment is superb. I enjoyed second time performing live surgery at SSN. Heartiest Congratulations to Dr Harsha Bhattacharjee and team. Keep up the good work. Wish you all good speed in all endeavours. Good Luck! ..."

Dr. S Natarajan, Aditya Jyoti Eye Hospital

"... Just in a matter of 6 years, this institution has transformed itself from a service institution to a DNB Teaching Institution. I am glad to know that the DNB Programme is going on successfully during past 2 years. The proposed new building will give more space for expanding the activities. I understand Vitreo Retinal work is performed in North East Sector at this institution ..."

Prof. A. Rajasekaran
Ex. President
National Board of Examinations
New Delhi